

Фильтры тонкой очистки серии SFI

Технические характеристики



Архангельск (8182)63-90-72	Калининград (4012)72-03-81	Новосибирск (383)227-86-73	Сочи (862)225-72-31
Астана +7(7172)727-132	Калуга (4842)92-23-67	Омск (3812)21-46-40	Ставрополь (8652)20-65-13
Астрахань (8512)99-46-04	Кемерово (3842)65-04-62	Орел (4862)44-53-42	Сургут (3462)77-98-35
Барнаул (3852)73-04-60	Киров (8332)68-02-04	Оренбург (3532)37-68-04	Тверь (4822)63-31-35
Белгород (4722)40-23-64	Краснодар (861)203-40-90	Пенза (8412)22-31-16	Томск (3822)98-41-53
Брянск (4832)59-03-52	Красноярск (391)204-63-61	Пермь (342)205-81-47	Тула (4872)74-02-29
Владивосток (423)249-28-31	Курск (4712)77-13-04	Ростов-на-Дону (863)308-18-15	Тюмень (3452)66-21-18
Волгоград (844)278-03-48	Липецк (4742)52-20-81	Рязань (4912)46-61-64	Ульяновск (8422)24-23-59
Вологда (8172)26-41-59	Магнитогорск (3519)55-03-13	Самара (846)206-03-16	Уфа (347)22948 -12
Воронеж (473)204-51-73	Москва (495)268-04-70	Санкт-Петербург (812)309-46-40	Хабаровск (4212)92-98-04
Екатеринбург (343)384-55-89	Мурманск (8152)59-64-93	Саратов (845)249-38-78	Челябинск (351)202-03-61
Иваново (4932)77-34-06	Набережные Челны (8552)20-53-41	Севастополь (8692)22-31-93	Череповец (8202)49-02-64
Ижевск (3412)26-03-58	Нижний Новгород (831)429-08-12	Симферополь (3652)67-13-56	Ярославль (4852)69-52-93
Казань (843)206-01-48	Новокузнецк (3843)20-46-81	Смоленск (4812)29-41-54	

Единый адрес для всех регионов: skb@nt-rt.ru || www.s-lok.nt-rt.ru

Product Information

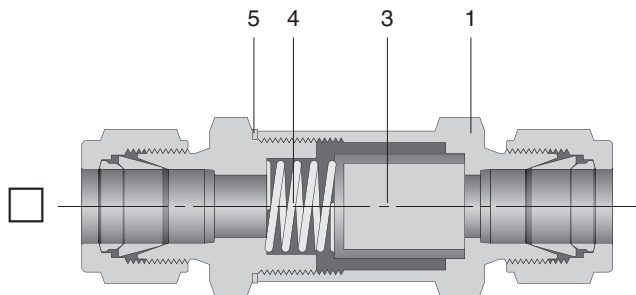
SFI30 In-Line Filters, SFT60 Tee Filters

Features

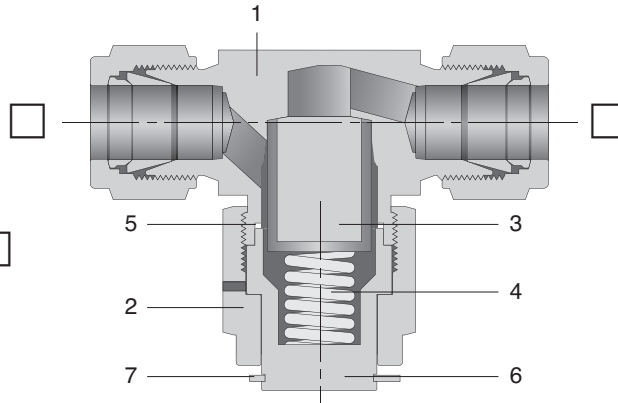
- Trapping fine contamination to maintain system purity
- Gas and liquid filtration
- Standard micron filtering ranges : 0.5, 2, 7, 15, 60 and 90 microns
- Replaceable S316 sintered elements
- S316 and Brass body construction
- Choice of reliable S-Lok, NPT & ISO pipe end connections
- Heat Code Traceability



SFI30 IN-Line Filters	SFT60 Tee Filters
<ul style="list-style-type: none"> • In-line filters are applicable where space is limited and elements don't have to be replaced often. • Compact in-line design with large filtration area • Maximum working pressure 3,000 psig @100°F (206 bar @38°C) 	<ul style="list-style-type: none"> • Filter Element replaceable with the valve in-line. • Safety union bonnet design for high pressure rating • Optional Bypass for sampling or purging of process fluid. • Maximum working pressure 6,000 psig@100°F (413 bar @38°C)



SFI30 In-Line Filters



SFT60 Tee Filters

Materials of Construction

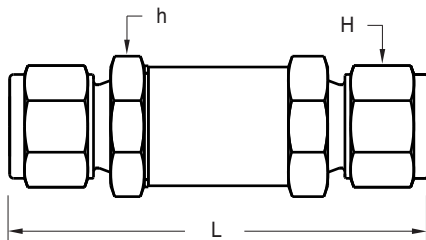
Component	SFI30		SFT60	
	Grade/ASTM/Specification			
1 Body	S316/A276	Brass/B16	S316/A276	Brass/B16
2 Nut	-	-	S316/A276	Brass/B16
3 Sintered Element	S316			
4 Spring	S302			
5 Gasket	S316/A240 silver plated			
6 Cap	-	-	S316/A276	Brass/B16
7 Retainer Ring	-	-	Stainless Steel	

Filtration & Terminology

- Filter Element : The component within the Filter which traps media contamination.
- Filtration Area : The actual surface area of the filter element available to trap contamination.
- Micron : A unit of measure to describe the mean pore diameter of the filter element or the mean particle diameter of media contamination.
One micron = 0.001mm or 0.00004 inch

Product Information

SFI Series In-Line Filter



Basic Ordering Number	End Connections Inlet and Outlet	Orifice inch (mm)	Dimensions.mm (in.)		
			L	H	h
SF11	S-2T- 1/8 in. S-LOK	0.09 (2.4)	59.7(2.35)	7/16	9/16
	F-2N- 1/8 in. Female NPT		54.9(2.16)	-	
	S-3M- 3mm S-LOK		60.5(2.38)	12 mm	
SF12	S-4T- 1/4 in. S-LOK	0.19 (4.7)	74.9(2.95)	9/16	3/4
	M-4N- 1/4 in. Male NPT		68.3(2.69)	-	
	F-4N- 1/4 in. Female NPT		72.9(2.87)	-	
	S-6M- 6mm S-LOK		75.2(2.96)	14mm	
SF13	M-8N- 1/2 in. Male NPT	0.28 (7.1)	81.3(3.20)	1-1/16	1
	S-6T- 3/8 in. S-LOK		81.5(3.21)		
SF14	S-8T- 1/2 in. S-LOK	0.41 (10.3)	88.6(3.49)	7/8	1

All dimensions shown are for reference only and are subject to change.

Dimensions with S-Lok nuts are in finger-tight position.

Flow Capacities

Filter Series	Nominal Pore Micron	P		
		20 psig	60 psig	120 psig
Water GPM @ 70°F (21°C)				
SF11 Series	05	0.01	0.44	0.13
	2	0.11	0.26	0.14
	7	0.14	0.33	0.53
	15	0.17	0.39	0.64
	60	0.21	0.55	0.77
SF12 Series	90	0.28	0.55	0.66
	05	0.06	0.19	0.32
	2	0.34	0.94	1.42
	7	0.57	1.42	2.19
	15	0.71	1.42	2.30
SF13 Series	60	1.27	3.61	5.04
	90	1.70	4.60	6.68
	05	0.13	0.44	0.83
	2	0.37	1.20	1.75
SF14 Series	7	0.91	2.41	3.83
	15	1.19	2.85	4.49
SF14 Series	60	2.83	7.34	10.95
	90	3.25	8.32	12.05

Technical Information of Sintered Elements

- Stainless steel 316 sintered
- High heat resistance and thermal stability up to 1,500°F (815°C).
- High permeability with low-pressure drop.
- Shape-stability with self-supporting structural elements.
- Suitable for compression, vibration, and high impulse pressure.
- Precise filtration due to the exact and uniform pore size and distribution.
- Chemical resistance against acids and caustic solutions in various ranges of pH.

Element Designator	Nominal Pore Size, μm	Pore Size Range, μm	Element Porosity	Cv Factor	Max. Pressure Differential Across Clean Filters at 70°F (21°C)
05	0.5	0.5-2	17%	0.046	
2	2	1-4	22%	0.056	
7	7	5-10	27%	0.12	
15	15	11-25	36%	0.13	
60	60	50-75	44%	0.38	
90	90	75-110	45%	0.50	

Element Replacement

- The sintered elements don't permit the contaminants in the gas and liquid to pass through the elements when they are bigger than the pore size of micron.
- Contaminants are trapped by element pores and it results in pressure buildup.
- Contamination comes earlier when flow volume is high and media is not clean.
- The filtering elements need to be replaced for the pressure drop as well as its system purity.

Note: Clean filter valve components whenever the element is replaced.



- | | | | |
|------------------------------------|--|---------------------------------------|----------------------------------|
| Архангельск (8182)63-90-72 | Калининград (4012)72-03-81 | Новосибирск (383)227-86-73 | Сочи (862)225-72-31 |
| Астана +7(7172)727-132 | Калуга (4842)92-23-67 | Омск (3812)21-46-40 | Ставрополь (8652)20-65-13 |
| Астрахань (8512)99-46-04 | Кемерово (3842)65-04-62 | Орел (4862)44-53-42 | Сургут (3462)77-98-35 |
| Барнаул (3852)73-04-60 | Киров (8332)68-02-04 | Оренбург (3532)37-68-04 | Тверь (4822)63-31-35 |
| Белгород (4722)40-23-64 | Краснодар (861)203-40-90 | Пенза (8412)22-31-16 | Томск (3822)98-41-53 |
| Брянск (4832)59-03-52 | Красноярск (391)204-63-61 | Пермь (342)205-81-47 | Тула (4872)74-02-29 |
| Владивосток (423)249-28-31 | Курск (4712)77-13-04 | Ростов-на-Дону (863)308-18-15 | Тюмень (3452)66-21-18 |
| Волгоград (844)278-03-48 | Липецк (4742)52-20-81 | Рязань (4912)46-61-64 | Ульяновск (8422)24-23-59 |
| Вологда (8172)26-41-59 | Магнитогорск (3519)55-03-13 | Самара (846)206-03-16 | Уфа (347)22948 -12 |
| Воронеж (473)204-51-73 | Москва (495)268-04-70 | Санкт-Петербург (812)309-46-40 | Хабаровск (4212)92-98-04 |
| Екатеринбург (343)384-55-89 | Мурманск (8152)59-64-93 | Саратов (845)249-38-78 | Челябинск (351)202-03-61 |
| Иваново (4932)77-34-06 | Набережные Челны (8552)20-53-41 | Севастополь (8692)22-31-93 | Череповец (8202)49-02-64 |
| Ижевск (3412)26-03-58 | Нижний Новгород (831)429-08-12 | Симферополь (3652)67-13-56 | Ярославль (4852)69-52-93 |
| Казань (843)206-01-48 | Новокузнецк (3843)20-46-81 | Смоленск (4812)29-41-54 | |

Единый адрес для всех регионов: skb@nt-rt.ru || www.s-lok.nt-rt.ru